

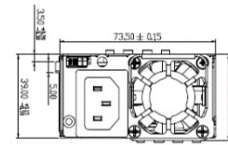
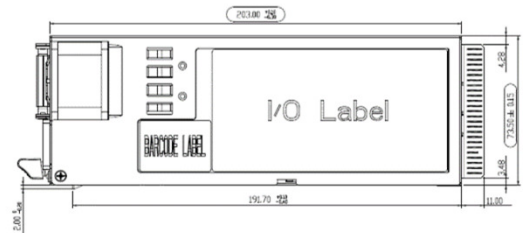
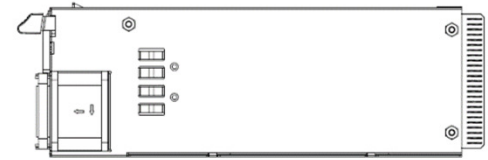


- Dimension (W x L x H): 73.5 x 203 x 40 mm
- Maximum Output Power: 1200W / 800W



Features and Benefits:

- Titanium 96%+ Efficiency
- PMBus 1.2 Support for Remote Management
- Flexible Redundancy Control



INPUT CHARACTERISTICS

RATED VOLTAGE / CURRENT	100-127VAC / 9.8 - 7A 200-240VAC / 7.5 - 6A 200-240VDC / 7.5 - 6A (For CCC Only)
RATED FREQUENCY	50-60HZ (For AC input)
INRUSH CURRENT	Less than 55A
POWER FACTOR	99% Typical

DC OUTPUT CHARACTERISTICS

MAXIMUM POWER	800W @ 100-127VAC 1200W @ 200-240VAC 1200W @ 200-240VDC (For CCC Only)
EFFICIENCY	80Plus Titanium Typical 96%+ @ 230Vac
OUTPUT VOLTAGE	+12V +12Vsb
MAXIMUM OUTPUT CURRENT	66.7A (800W) 2.1A 100A (1200W)
REGULATION	+/- 5% +/- 5%
OUTPUT RIPPLE & NOISE	120mV 120mV
OUTPUT CONNECTOR	25Pairs Gold Finger
HOLD UP TIME	PWOK 10ms at 70% Loading 12V 11ms at 70% loading

GENERAL SPECIFICATIONS

REMOTE MANAGEMENT	PMBus 1.2 Compatible FRU Data
MTBF	>250000hours at 25 °C
REDUNDANCY	Hot swappable, N+1
LEAKAGE CURRENT	Less than 2mA
PROTECTION	Output Over Current/Voltage, Short Circuit, Over Temperature, Input Under Voltage

REGULATORY

SAFETY COMPLIANCE	UL60950-1/CSE 60950-1 EN60950-1 IEC60950-1 CB Report CE Low Voltage Directive BSMI CCC GB4943 (China)
EMC	EMI Class A

ENVIRONMENTAL SPECIFICATIONS

AMBIENT TEMPERATURE	Operating: 0 to 50 °C Non-Operating: -40 to 70 °C
OPERATING ALTITUDE	Operating: to 5000m Non-Operating: to 15200m
RELATIVE HUMIDITY	Operating: to 85% (non-condensing) Non-Operating: to 95% (non-condensing)

Disclaimer: Specification is subject to change without prior notice