

# Q1

1U Passive Heat Sink

**PRODUCT SPECIFICATIONS**

\*Preliminary Version

Subject to change

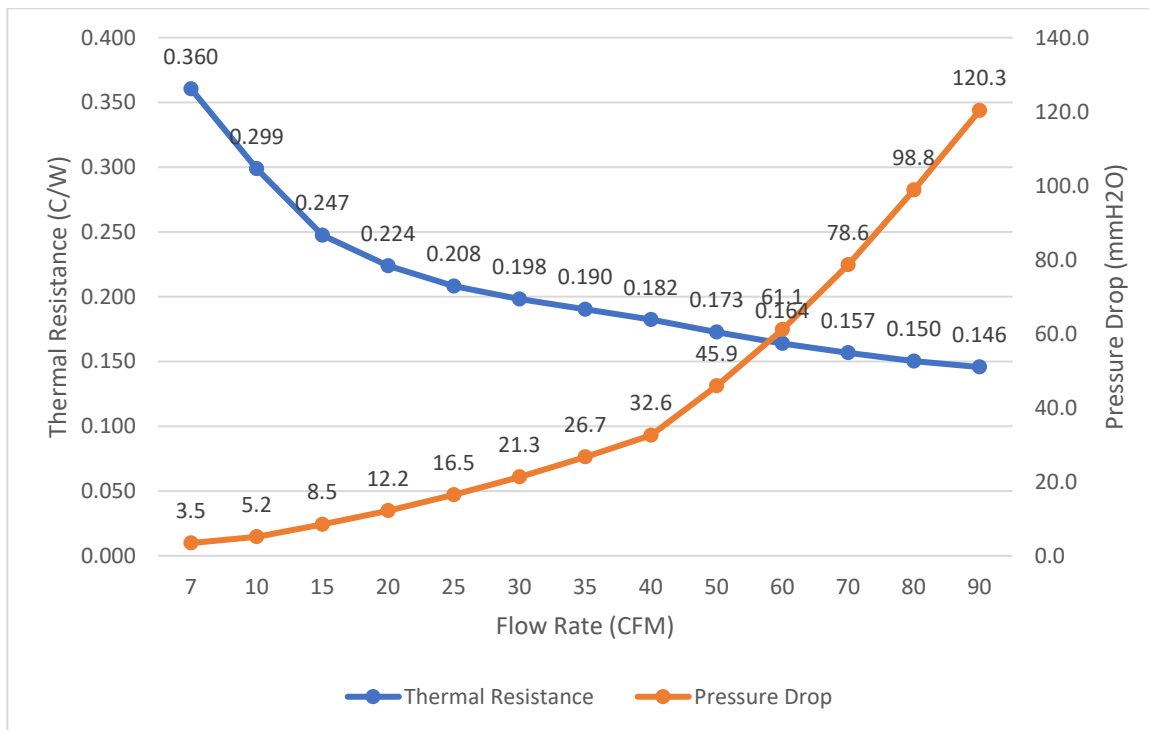
## Model Number: Q1

- Recommend for Intel® CPU as following
  - Intel® Alder Lake S Processor, Socket LGA 1700
- Passive Heat Sink for 1U Server

## Overall Specification

Dimension	90 x 90 x 27 mm
Weight	490g ±5g
Material	Copper Heat Sink with Skiving Fins
Mounting	Captive Mounting Design
Back Strip	Included
Thermal Grease	Pre-Printed with SHIN-ETSU 7762
Support CPU Power	Up to 130 Watts at 15 CFM

## Performance Chart: Passive Cooler Q2 Thermal Resistance Thermal Performance vs. Flow Rate



2

1

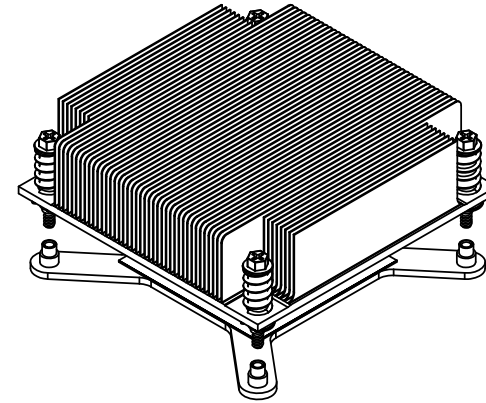
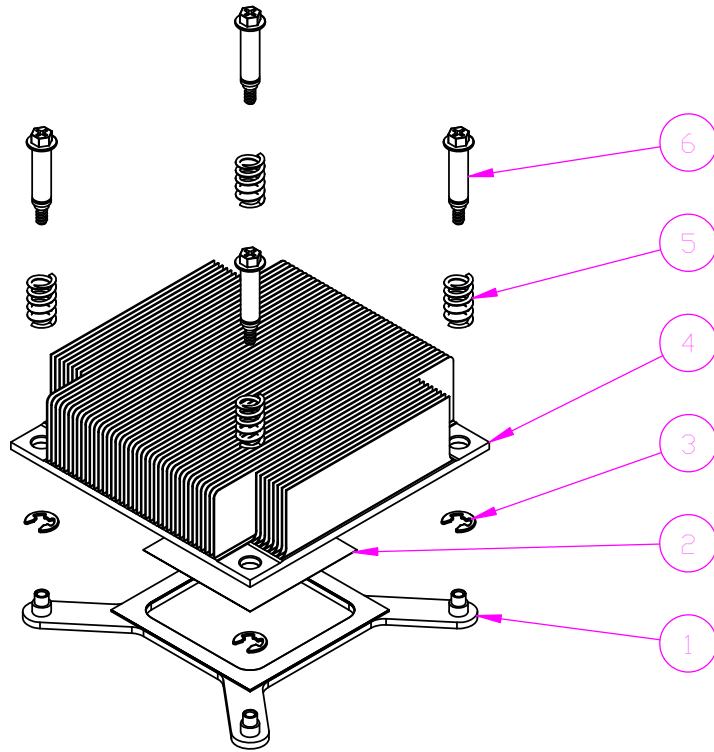
# CONFIDENTIAL DOCUMENT

THIS DRAWING CONTAINS INFORMATION PROPRIETARY TO DYNATRON CORPORATION AND DYNAEON INDUSTRIAL CO., LTD. ANY REPRODUCTION, DISCLOSURE, OR USE OF THIS DRAWING IS EXPRESSLY PROHIBITED EXCEPT AS DYNATRON CORPORATION AND DYNAEON INDUSTRIAL CO., LTD. MAY OTHERWISE AGREE TO IN WRITING.

REV#	DESCRIPTION	CHECKER	DATE
0.0	INITIAL RELEASE	JDY	02/24/21
1.0	CHANGED BACKPLATE	JUN	07/05/23

B


B



A

A

ITEM #	DESCRIPTION	MATERIAL	QTY.
6	M3 SCREW, HEATSINK	STEEL	4
5	SPRING	STEEL	4
4	HEATSINK	COPPER	1
3	C-RING	STEEL	4
2	THERMAL GREASE	SHIN-ETSU 7762	N/A
1	BACKPLATE	SPCC PLATE + POLYMER INSULATOR	1

	DATE	NAME	 <b>DYNATRON CORPORATION</b> TITLE: 1U Passive Cooler Q1 BOM & exploded Assembly Drawing
DRAWN	7/5/2023	JUN	
CHECKED	7/5/2023	JUN	
ENG.APPR.			
MFG.APPR.			
COMMENTS:			DWG. NO. DNY-EP-Q1
			REV 1.0

NOTES:  
THE FIGURE IS FOR REFERENCE ONLY, AND NOT FOR SCALE

2

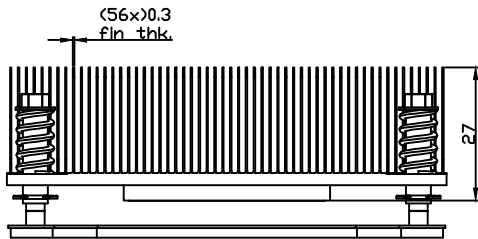
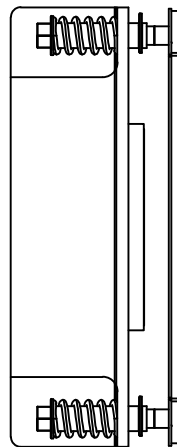
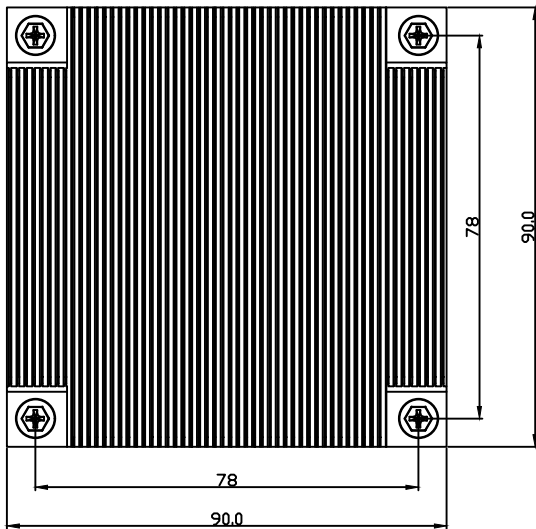
1

1 2 3 4 5 6 7

REV#	DESCRIPTION	CHECKER	DATE
0.0	INITIAL RELEASE	JBY	02/24/21

A  
B  
C  
D  
E  
F  
G  
H

A  
B  
C  
D  
E  
F  
G  
H



	NAME	DATE
DRAWN BY	ENGR	02/24/2021
CHECKED BY	ENGR	02/24/2021
ENG. APPROVED		
MFG. APPROVED	-	-



**DYNATRON CORPORATION**

TITLE: 1U PASSIVE COOLER  
Q1  
Overall Dimension Drawing

**CONFIDENTIAL DOCUMENT**

THIS DRAWING CONTAINS INFORMATION PROPRIETARY TO DYNATRON CORPORATION AND DYNAEON INDUSTRIAL CO., LTD. ANY REPRODUCTION, DISCLOSURE, OR USE OF THIS DRAWING IS EXPRESSLY PROHIBITED EXCEPT AS DYNATRON CORPORATION AND DYNAEON INDUSTRIAL CO., LTD. MAY OTHERWISE AGREE TO IN WRITING.

VIEW	
UNITS	MM

DWG. No: DYN-BD-Q1

REV. 0.0

1 2 3 4 5 6 7